



- 1 Solar Panel
- 2 Date of Manufacture
- 3 LCD Display

	<p>FLOW INDICATOR Shows the direction of flow through the meter:</p> <p>ON Water in use. OFF Water not in use. Flashing Water is running slowly. (-) Reverse flow. (+) Forward flow.</p>
	<p>LEAK INDICATOR Displays a possible leak:</p> <p>OFF No leak indicated. Flashing Intermittent leak indicates that water has been used for at least 50 of the 96 15-minute intervals during the previous 24-hour period. On Continuously Indicates water use for all 96 15-minute intervals during the previous 24-hour period.</p>
<p>RATE</p>	<p>RATE OF FLOW Average flow rate is displayed every twelve (12) seconds on LCD display.</p>
	<p>LCD DISPLAY Nine-digit LCD displays the meter reading in billing units of measure: U.S. gallons, cubic feet, Imperial gallons, or cubic metres.</p> <ul style="list-style-type: none"> 1 E-Coder Basic Reading/Customary 6-digit remote reading 2 Customary sweep hand digits 3 E-CoderPLUS Reading (8-digit remote reading)

- **Materials**
 - Inside Set Housing: polycarbonate
 - Pit Set Housing: copper shell and glass lens
 - Connecting wire: 3-lead #22 AWG
 - Remote receptacles: ABS, nylon, and polycarbonate
- **Distance**
 - A single register may be located with up to 500 feet (152 m) of wire from receptacle or MIU.
 - Two networked registers can be located with up to 300 feet (91m) of wire from receptacle or MIU.
- **Environmental Conditions**
 - Operating temperature: 15°F to 149°F (-10°C to 65°C)
 - Storage temperature: -40°F to 158°F (-40°C to 70°C)
 - Operating humidity: 0 to 100% (pit version)
- **Register**
 - Warranty: 10 years

- **Sizes**
 - Available for all sizes and makes of current Neptune meters
- **Electronic Accessory Equipment**
 - R900 Wall and Pit RF MIUs
 - R450 Wall and Pit RF MIUs
- **Data Collection Systems**
 - Pocket ProReader
 - Advantage
 - CE5320
 - MRX920™
 - R900® Gateways
- **Units of Measure**
 - US Gallons, Cubic Feet, Imperial Gallons, Cubic Metres
- 9-digit local registration
- 8-digit remote registration
- 4-8 digits can be communicated for billing

Neptune Technology Group Inc.
1600 Alabama Highway 229
Tallassee, AL 36078
USA
Tel: (800) 633-8754
Fax: (334) 283-7293

Neptune Technology Group (Canada) Ltd.
7275 West Credit Avenue
Mississauga, Ontario
L5N 5M9
Canada
Tel: (905) 858-4211
Fax: (905) 858-0428

Neptune Technology Group Inc.
Ejército Nacional No. 418
Piso 12, Desp. 1201-1202
Col. Chapultepec Morales
Delegación Miguel Hidalgo
11570 México, Distrito Federal
Tel: (525) 55203 5294 / (525) 55203 5708
Fax: (525) 55203 6503




How to Read

It is important to become familiar with the information available from the meter. To identify this information the following icons and displays are helpful.

Table 2 Icons and Displays



Light Sensor, recessed under the small hole near the center of the faceplate of the E-Coder)R900i, supplies the power for the LCD panel (light activated).



Flow/Leak Indicator shows the direction of flow through the meter:

ON	Water in use
OFF	Water not in use.
Flashing	Water is running slowly/low flow indication.



Leak indicator displays a possible leak:

OFF	No leak indicated.
Flashing	Intermittent leak indicated. Water used during at least 1/2 of the 15-minute intervals in the last 24 hours (96 15-minute intervals in a 24-hour period).
Continuous ON	Continuous leak indicated. Water used during all 15-minute intervals in the last 24 hours.



Nine-digit LCD displays the meter reading in billing units of measure.

Last three digits	Testing units used for meter testing.
Fifth and sixth reading digits	Reading units.
First four digits	Typical billing digits.

Common Causes of Leaks


If the leak indicator is flashing or continuously on, the E-Coder)R900i is indicating that a possible leak may exist. Leaks can result from various circumstances. To better help you identify a possible leak, the following table contains some common causes of leak problems that can occur.

Table 3 Possible Leaks

Possible Cause of Leak	Intermittent Leak	Continuous Leak
Outside faucet, garden or sprinkler system leaking	✓	✓
Toilet valve not sealed properly	✓	✓
Toilet running		✓
Faucet in kitchen or bathrooms leaking	✓	✓
Ice maker leaking		✓
Soaker hose in use		✓
Leak between the water meter and the house		✓
Washing machine leaking	✓	✓
Dishwasher leaking	✓	✓
Hot water heater leaking		✓
Watering yard for more than eight hours	✓	✓
Continuous pet feeder		✓
Water-cooled air conditioner or heat pump	✓	✓
Filling a swimming pool		✓
Any continuous use of water for 24 hours		✓

How to Tell if Water is in Use

To determine if water is in use, complete the following steps:

- 1 Check the  flow indicator by closely watching it for two minutes.
- 2 Determine the following conditions:
 - If the arrow is flashing, then water is running very slowly.
 - If the arrow is continuously ON, water is running.
 - If the arrow does not flash, water is not running.

What to Do if There is a Leak


The following checklist can be helpful if the E-Coder)R900i leak indicator shows a possible leak.

Table 4 Checklist for Leaks

- Check all faucets for possible leaks.
- Check all toilets and toilet valves.
- Check the ice maker and water dispenser.
- Check the yard and surrounding grounds for a wet spot or indication of a leaking pipe.

If Continuous Leak is Repaired


If a continuous leak is found and repaired, complete the following steps:

- 1 Use no water for at least 15 minutes.
- 2 Check the  leak icon.

If the leak indicator is continuous ON to flashing, then a leak is no longer indicated.

If Intermittent Leak is Repaired

If an intermittent leak is found and repaired, complete the following steps:

Check the  leak icon after at least 24 hours.

If the leak has been correctly repaired, the leak icon changes from flashing to OFF.

Software

A software update is required for N_SIGHT™ R900 to interpret the advanced feature data communicated from the Neptune E-Coder)R900i.